

MULTIPLE BANK ACCOUNTS REGISTRATION/DELETION FORM

This Form should be completed in **English** and in **BLOCK LETTERS** only.

(Please read the Instructions overleaf and attached necessary documents for registration of Bank Accounts.

Strike off the Sections not used by you to avoid unauthorised use.)

Sponsors: The Investment Trust of India Limited and
Fortune Credit Capital Limited
Trustee Company: ITI Mutual Fund Trustee Private Limited

Investment Manager: ITI Asset Management Limited
Naman Midtown, 'A' Wing, 21st Floor, Senapati Bapat Marg
Elphinstone Road, Mumbai 400 013 CIN: U67100MH2008PLC177677



ARN -4464

E032737 VIKRAM S. BAGADTHEY

1. UNITHOLDER INFORMATION

Unit Holder Name Mr. Ms.

Folio No. (s) Nationality

Aadhar Card No. PAN /PEKRN#

KIN# Proof Attach

Mobile No. Email ID^

Please attach proof.

^ On providing email-id, investors shall receive scheme wise Annual Report or an Abridged Summary thereof/account statements/statutory and other documents by email.

2. ADDITION OF BANK ACCOUNTS DETAILS

Please register my/our following bank accounts for all investments in my/our folio. I/We understand that I/We can choose to receive payment proceeds in any of these accounts, by making a specific request in my/our redemption request. I/We understand that the bank accounts listed below shall be taken up for registration in my/our Folio in the order given below and the same shall be registered only if there is a scope to register additional bank accounts in the Folio subject to a maximum of five in the case of individuals and ten in the case of non individuals.

For each bank account, Investors should produce original for verification or submit originals of the documents mentioned below.

1. Bank A/c. No. A/c. Type Savings Current NRE# NRO# FCNR# Others _____

Bank Name

Branch Name & Address

City Pin Code

MICR Code^ RTGS IFSC Code[§] NEFT IFSC Code

Attested Document attached* [Any one (Please ✓) Cancelled Cheque with name pre-printed Bank Statement Passbook Bank Certificate

2. Bank A/c. No. A/c. Type Savings Current NRE# NRO# FCNR# Others _____

Bank Name

Branch Name & Address

City Pin Code

MICR Code^ RTGS IFSC Code[§] NEFT IFSC Code

Attested Document attached* [Any one (Please ✓) Cancelled Cheque with name pre-printed Bank Statement Passbook Bank Certificate

3. Bank A/c. No. A/c. Type Savings Current NRE# NRO# FCNR# Others _____

Bank Name

Branch Name & Address

City Pin Code

MICR Code^ RTGS IFSC Code[§] NEFT IFSC Code

Attested Document attached* [Any one (Please ✓) Cancelled Cheque with name pre-printed Bank Statement Passbook Bank Certificate

4. Bank A/c. No. A/c. Type Savings Current NRE# NRO# FCNR# Others _____

Bank Name

Branch Name & Address

City Pin Code

MICR Code^ RTGS IFSC Code[§] NEFT IFSC Code

Attested Document attached* [Any one (Please ✓) Cancelled Cheque with name pre-printed Bank Statement Passbook Bank Certificate

5. Bank A/c. No. A/c. Type Savings Current NRE# NRO# FCNR# Others _____

Bank Name

Branch Name & Address

City Pin Code

MICR Code^ RTGS IFSC Code[§] NEFT IFSC Code

Attested Document attached* [Any one (Please ✓) Cancelled Cheque with name pre-printed Bank Statement Passbook Bank Certificate

^ 9 digit code on your cheque next to the cheque number. [§] 11 digit code printed on your cheque. # For NRI Investors.

* The above documents should be either in original or copy to be submitted along with original produced for verification or copy of the document duly attested by Branch Manager/Authorized Personnel with seal of the branch, name, designation, employee code and sign of the person attesting.

...continued overleaf

3. DEFAULT BANK ACCOUNT

From among the bank accounts registered with you or mentioned above, please register the following bank account as a Default Bank Account into which future redemption and/or dividend proceeds, if any, of the above mentioned folio will be paid:

Core Bank A/c. No. A/c. Type Savings Current NRE# NRO# FCNR# Others _____

Bank Name Branch

4. BANK ACCOUNT DELETION

Unit Holder Name Mr. Ms.

Folio No. (s) PAN /PEKRN Proof Attach

Mobile No. Email ID

Please delete the following Bank accounts as registered accounts for my/our above folio:

Bank A/c. No. A/c. Type Savings Current NRE# NRO# FCNR# Others _____

Bank Name Branch

Bank A/c. No. A/c. Type Savings Current NRE# NRO# FCNR# Others _____

Bank Name Branch

Bank A/c. No. A/c. Type Savings Current NRE# NRO# FCNR# Others _____

Bank Name Branch

Bank A/c. No. A/c. Type Savings Current NRE# NRO# FCNR# Others _____

Bank Name Branch




Bank A/c. No. A/c. Type Savings Current NRE# NRO# FCNR# Others _____

Bank Name Branch

Deletion of a default bank account will not be effective in the Folio unless the investor mentions another valid registered Bank Account as a default account in Section 3 of this Form.

I/We have read and understood the Instructions and the Terms and Conditions for Multiple Bank Accounts Registration and agree to abide by the same. I/We acknowledge that my/our request will be processed only if all details are properly filled and valid documents are attached, failing which the request may be rejected/delayed as the case may be in which case I/We will not hold ITI Mutual Fund, ITI Asset Management Limited, bank and the Registrar liable for any loss due to delayed execution or rejection of the request.

DECLARATIONS & SIGNATURE(S) (To be signed as per mode of holding in the Folio. In case of non Individual Unit holders, to be signed by Authorised Signatories)

		
Sole/First Applicant/Unit Holder	Second Applicant/Unit holder	Third Applicant/Unit holder

INSTRUCTIONS AND TERMS & CONDITIONS

- This facility allows a unit holder to register multiple bank account details for all investments held in the specified folio (existing or new). Individuals/HUF can register upto 5 different bank accounts for a folio by using this form. Non individuals can register upto 10 different bank accounts for a folio. For registering more than 5 accounts, please use extra copies of this form.
- Supporting Documents as mentioned in Section 1 will help in verification of the account details and register them accurately. The application will be processed only for such accounts for which valid documents are provided. Accounts not matching with such documents will not be registered.
- If the bank account number on the cheque leaf is handwritten or investor name is not printed on the face of the cheque, then any one of the following document should be submitted as a supporting:
 - Copy of bank statement with current entries and not older than 3 months. OR
 - Photo copy of Bank Passbook with current entries and not older than 3 months. OR
 - Letter issued by the bank on the letterhead, duly signed and stamped by the Branch Manager/Authorised Personnel.

Important: The above documents should be either in original or copy to be submitted along with original produced for verification or copy of the document duly attested by Branch Manager/Authorized Personnel with seal of the branch, name, designation, employee code and sign of the person attesting.
- Bank account registration/deletion request will be accepted and processed only if all the details are correctly filled and the necessary documents are submitted. The request is liable to be rejected if any information is missing or incorrectly filled or if there is deficiency in the documents submitted.
- The first/sole unit holder in the folio should be one of the holders of the bank account being registered. Unitholder(s) cannot provide the bank account(s) of any other person or where the First/Sole Unitholder is not an account holder in the bank account provided.
- The investors can change the default bank account only by submitting this form.
- In case multiple bank accounts are opted for registration as default Bank Account, the mutual fund retains the right to register any one of them as the default bank account.
- A written confirmation of registration of the additional bank account details will be dispatched to you within 10 calendar days of receipt of such request. Unitholder(s) must preserve this written confirmation as the account statement will only reflect the default bank mandate.
- If any of the registered bank accounts are closed/alterd, please intimate the AMC in writing of such change with an instruction to delete/alter it from our records.
- The Bank Account chosen as the primary/default bank account will be used for all Redemption payouts/Dividend payouts. At anytime, investor can instruct the AMC to change the default bank account by choosing one of the additional accounts already registered with the AMC.
- If request for redemption is received prior to/together with a change of bank account or before verification and validation of the new bank account, the redemption request would be processed to the currently registered default (old) bank account.
- If in a folio, purchase investments are vide SB or NRO bank account, the bank account types for redemption can be SB or NRO only. If the purchase investments are made vide NRE account(s), the bank account types for redemption can be SB/NRO/NRE.
- The registered bank accounts will also be used to identify the pay-in proceeds. Hence, unit holder(s) are advised to register their bank accounts in advance using this facility and ensure that payments for ongoing purchase transactions are from any of the registered bank accounts only, to avoid fraudulent transactions and potential rejections due to mismatch of pay-in bank details with the accounts registered in the folio.
- ITI Mutual Fund, the AMC and its registrar shall not be held liable for any loss arising to the Unitholder(s) on account of inadequate or incomplete documentation resulting in delay or rejection of the request.

Toll Free Number:
1800-266-9603

Non Toll Free Number:
022-66214999

Email:
mfassist@itiorg.com

Website:
www.itimf.com